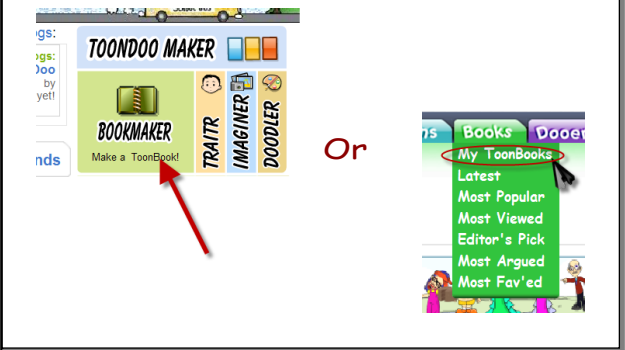


How to Make a ToonDoo Book

Apr 23-7:59 AM

Open the Book Maker



Apr 23-8:13 AM

Start with your Title Slide




Apr 23-8:16 AM

Place the pages in the correct order



Apr 23-8:17 AM

When you are finished click on **Publish**



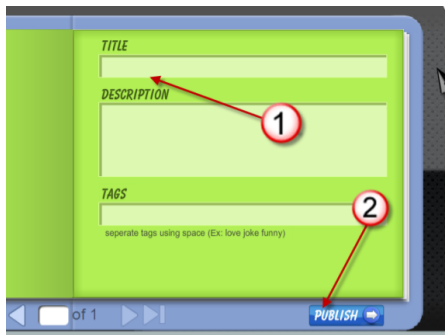
Apr 23-8:18 AM

Click on Click Here to Continue to Title your book



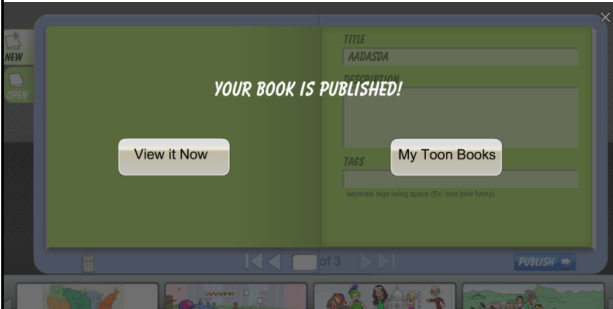
Apr 23-8:20 AM

Enter your Title then click Publish



Apr 23-8:22 AM

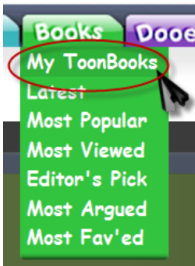
Done



Apr 23-8:27 AM

How to Email
your book

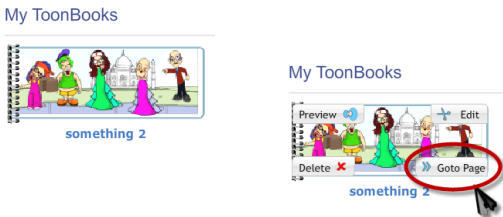
Open your ToonBooks



Apr 23-8:32 AM

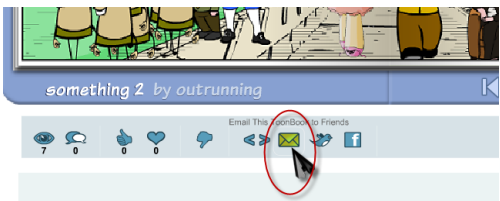
Apr 23-8:33 AM

Hover over your
book then Click on
Goto Page



Apr 23-8:35 AM

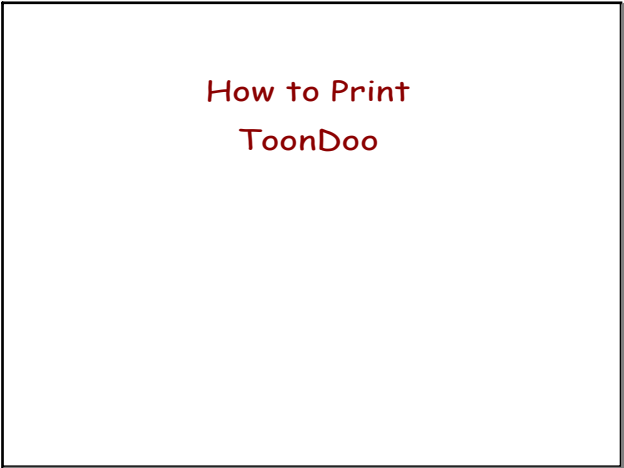
Click on the Envelope



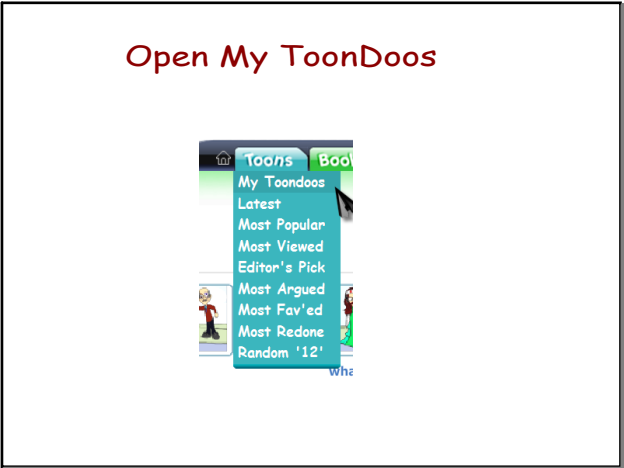
Apr 23-8:40 AM



Apr 23-8:41 AM



Apr 23-8:45 AM



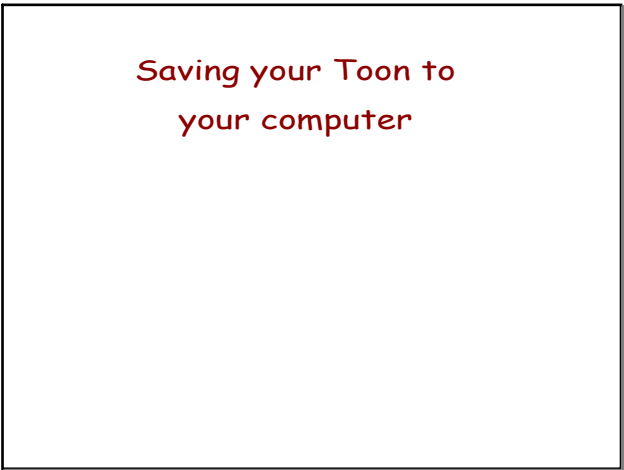
Apr 23-8:46 AM



Apr 23-8:47 AM

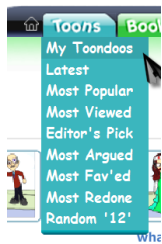


Apr 23-8:50 AM



Apr 23-8:51 AM

Open My ToonDoos



Apr 23-8:46 AM

Hover over your toon and click on Preview



Apr 23-8:47 AM

Click on the Down Arrow



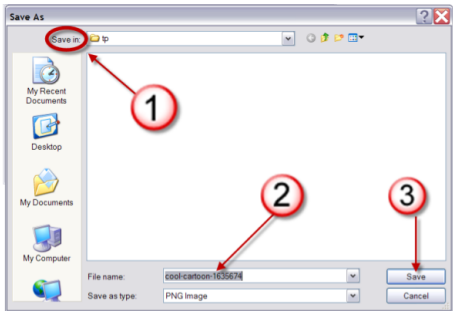
Apr 23-8:52 AM

Click on Save



Apr 23-9:01 AM

Select the location, edit the name, click Save



Apr 23-9:02 AM